

BIGHORN

BY HEARTLAND



The King of the Mountain



A New Level of Luxury

The stunning new BIGHORN by Heartland Recreational Vehicles is nothing short of spectacular - in both its luxurious interior appointments and outstanding design concepts. Featuring real hardwood cabinets, including stiles, oil-rubbed bronze hardware and lighting, luxurious furnishings, flush-floor slide-outs and an abundance of interior and exterior storage space, the BIGHORN is truly a fifth wheel that is taking affordable luxury to the next level.




The King of the Mountain

You'll appreciate the hand-crafted touch found in each BIGHORN, like the stately slide-out fascia moldings that surround every slide room.



Comfortable Living

Large, comfortable recliners separated by a hardwood coffee table highlight the spacious BIGHORN living room. A 26" LCD flat screen TV with home theatre system provides high quality entertainment, while the desk and roomy countertop are there when it's time to work. Decorative glass inserts add a residential touch to the room, while hard-sided window valance boxes frame the oversize windows which provide an excellent view of your surroundings.



The LCD TV swivels out from the cabinet for increased viewing angles, while the space behind the TV features shelving for all of your movies and music.

The hardwood dinette table features a pull-out extension and features storage inside, as well as the dinette chairs, providing a great place to store games or valuables.





BIGHORN

The kitchen in the 3055 is highlighted by name brand appliances, solid-surface countertops that feature a 10-year warranty, elegant crown molding, and an abundance of base cabinet and overhead storage areas. The waterfall edge on the countertops is an high-end feature normally reserved for motorhomes.



The hardware in the BIGHORN is oil-rubbed bronze, just one of many luxurious features that set this coach apart from the crowd.

Every BIGHORN features a mirrored entry closet that houses all of the coaches mechanical systems and switches, which are out in plain sight in most competitive coaches. This closet offers a great place for storing jackets and other items such as umbrellas or cleaning supplies.





Storage Galore!

You'll never lack for storage space in a BIGHORN fifth wheel! That's because we listen to our customers and continue to maximize every possible square inch of interior space to provide the most storage possible. With all of this storage space, food preparation is a breeze and you will never have to compromise on what you choose to serve to your family or guests. That's what true, extended stay camping is all about - enjoying the luxuries of home - without compromise.



Full Extension!

BIGHORN's steel ball-bearing drawer guides not only provide the smoothest possible operation, but are able to hold more than 30 lbs. as witnessed by this cinder block! You will not find any of the cheap, import drawer guides like the competition offers on our coaches! These deeper drawers are designed to come all the way out, past the cabinet faces, so you will not have to scrape your knuckles trying to get to the back of them. It's simply the best drawer system in the industry!



The half-time convection microwave oven provides you with the ability to crisp baked goods, including making pies and cakes.



The deep, solid-surface kitchen sink features built-in sink covers and a flexible sprayer faucet.





BIGHORN

The residential feel of the BIGHORN bedroom suite is accomplished by features such as our custom-built hardwood dresser with six oversized drawers and additional shelf storage, as well as a large overhead cabinet with decorative glass inserts and a built-in TV cabinet.



The large lav base and mirrored medicine cabinet provide great storage opportunities, while the separate commode room features both heat and A/C vents, as well as a porcelain commode and built-in overhead storage. The large, marbelized neo-angle shower features a glass door and oil-rubbed bronze fixtures, including a hand-wand spray head and overhead skylight.





A Relaxing Retreat Fit for a King

Whether it's retreating from a long day or just lounging around, the BIGHORN's king bed (most models) offers incredible comfort. Framed by elegant fascia and stunning headboard, the bed slide features dual nightstands and windows for great cross-ventilation. Overhead reading lights and soft decorative window treatments add to the feel of elegance. The walk-in front wardrobe is framed with decorative hardwood and features built-in shoe storage and a washer/dryer prep.



A real porcelain sink - not cheap plastic like the others.



An adjustable hand-sprayer faucet in the shower with the oil-rubbed bronze finish.



A nicely finished clothes hamper can also double as a place to store shoes, boots or other items.



Speakers in the bedroom allow you to listen to the TV or stereo.





The Largest Storage in It's Class!

BIGHORN's new drop-frame design provides for over 140 cubic feet of the cleanest pass-through storage ever accomplished in a fifth wheel. Featuring Heartland's durable vinyl diamond-plate finish that keeps your valuables in place during transit, this extra-large compartment can house all of these storage bins and more!!



With electrical outlets and video hook-ups, there's room in here for a mini-fridge, a TV and other electronics for access under your awning at a tail gate or when just sitting around the campsite.

BIGHORN features four elegant interior decors this year...



Camel Suede



Burgundy Chestnut



Emerald Patina



Majestic Blue



Trail-Air's EQUAL-FLEX rubber-cushioned equalizer suspension system is standard on every BIGHORN and provides an incredibly smooth ride.

Universal Docking Center

One of Heartland's most famous innovations, this docking center holds all of the coach's system hook-ups including the satellite; phone; cable; city water fill; black tank flush; exterior shower with hot & cold; liquid soap dispenser and all-tanks pull handles (no more crawling under slide-outs to reach the handles!).



STANDARD FEATURES:

HAND CRAFTED CABINETRY

- All **HARDWOOD** Cabinetry Throughout (Including Stiles)
- Amish-Crafted Natural Hardwood Cabinet Doors and Drawers
- All Cabinet Frames are Pre-Drilled, and Screwed Together - not stapled
- Baltic Birch Drawer Construction (Real Wood)
- Deluxe **Ball-Bearing** Drawer Guides

PATENT PENDING Front Cap and Frame Design - SPECIALLY Designed and Engineered For SHORT BED TRUCKS

- Allows for 30%+ Increased Turning Radius on Short Bed, Extended Cab Trucks
- Truly Unique Aerodynamic Profile

Universal Docking Center -

For the Next Generation of 5th Wheels :

- 12 Volt Light
- Exterior Show with Hot & Cold Water
- Black Tank Flush System Hook Up
- City Water Hook Up
- Shielded RG-6 Coaxial Cable Hook Up
- Satellite Hook Up (Rear OR Tri-Pod)
- Telephone Hook Ups
- Liquid Hand Soap Dispenser
- All Tanks Pull Handles

LARGEST EXTERIOR STORAGE IN IT'S CLASS!

- Offering Over 140 Cubic Feet of Storage!
- Durable **Rubber Diamond** Flooring
- Large Insulated Access Doors
- Unobstructed Pass-Through Design - No Heating or Plumbing Hanging Down
- 12V Trunk Lights

BEDROOM

- Large **Walk-In Front Wardrobe** with Built-In Shoe Storage and **W/D Prep**
- **King Size Bed** w/Underbed Storage Std. (most models)
- Two Windows in Slide for Better Air Flow

- Large Dresser w/6 Large Drawers & O.H.
- 6'-4" Bedroom Ceiling Height Throughout
- Level Floor between Bath and Bedroom
- Adjustable Reading Lights Over Bed
- Deluxe Headboard Design

WALL CONSTRUCTION

- Fiberglass Sidewalls
- Double-Welded Aircraft Quality Aluminum SUPERSTRUCTURE Cage Construction
- Drip Rail w/Down Spouts
- Deluxe Exterior Awning

STANDARD WINDOW FEATURES

- Dark Tinted Safety Glass Windows with UV Inhibitor
- Huge Panoramic Rear Bay Window
- Huge Panoramic Windows in Dinette
- Ventilation Slider Side Windows
- Light at Entry Step
- Brushed Aluminum Rear Ladder

ROOF CONSTRUCTION

- 5" Welded Aluminum Attic Trusses
- Walkable Roof Decking (3/8"), Glued and Screwed in Place
- One-Piece Seamless EPDM Rubber Roof
- Radius Metal Roof Cap
- R-14 Formaldehyde Free Insulation
- Moisture Ventilation Caps

FLOOR CONSTRUCTION

- Strong 3" Wooden Floor Trusses
- Seamless, One Piece Moisture Barrier
- Thick R-7 Formaldehyde Free Insulation
- 5/8" Seamless Decking (less squeeks)

FRAME & LANDING GEAR

- Strong 10" I-Beam Frame w/Rust Prohibitive Coating (12" on quad slides)
- Electric Landing Gear Jacks
- Out Board Landing Legs Placement
- Spring Loaded Snap Pins
- Heavy Duty Rear Stabilizer Jacks

TIRES & AXLES

- Heavy-Duty E-Rated 16" Tires (G-Rated on 3600 & 3670)
- White Steel Rims
- Spare Tire
- **Equa-Flex™ Suspension System** by Trail-Air with Shocks - for the Smoothest Ride Around
- 6,000 lb. Axles with ULTRA-Lube™ Hubs (**7,000 lb. Axles** on 3600 & 3670)
- 2 x 12" Brakes
- Monogrammed ABS Fender Skirts

UNDERBELLY

- Seamless Corrugated Underbelly Material
- Heated and Enclosed Underbelly
- Heated and Insulated Holding Tanks & Gate Valves
- **Flexfoil Insulation (R-17)**

PLUMBING

- Color-Coded **Plumb-PLEX™** Water Lines w/10/25 Year **Warranty**
- Low Point Drains
- Quick Drain for Water Tank
- Quick & Easy Winterization System

TANK SIZE & LP GAS SYSTEM

- **75 Gallons - Fresh Water**
- 90 Gallons - Grey/45 Gallons - Black
- (2) 30# LP bottles w/Auto Change Over

POWER

- **60 AMP/12V DC Power Converter**
- 55 Amp Detachable Marine Cord
- Battery Box
- 110V Exterior Electrical Receptacles

HEATING

- Seamless One Piece In-Floor Heat Duct
- 35,000 BTU Furnace (40M in 36' & Up)
- Heated Stool Room

COOLING

- Insulated In-Roof Air Conditioning System for Maximum Efficiency
- 15,000 BTU Air Conditioner w/Remote
- Air Conditioned Stool Room

TOTAL INSULATION VALUES

- Walls - R8 **All Formaldehyde-Free Insulation.*
- Roof - R23
- Floor - R24
- Underbelly - R17 Flexfoil & R7 Floor

MAIN SLIDE ROOM

- 6'-5" Ceiling Height
- Hydraulic Operating System
- Selector Valves for Slide Rooms
- One Piece Steel Header Support
- Double Squeegee Seals w/One-Piece Weather-proof Floor Pan.
- 12V Lights w/Wall Switches
- Cabinets Above Sofa and Dinette
- Hydraulic Manual Override System

ENTERTAINMENT & CONNECTIONS

- Home Theater Surround Sound System
- Computer Desk Station (most models)
- Black Glass Door Inserts

INTERIOR STANDARDS

- Day/Night Shades (night shades in BDRM)
- Double Pancake Lights w/Wall Switches
- Hardwood Entry Handle
- Custom Slide Out Fascias
- Oil-Rubbed Bronze Lighting Package

LIVING ROOM

- Hardwood End Table
- High Back Cloth Rocker/Gliders
- Upgrade Hide-a-Bed Sofa
- 110V Ceiling Fan with Light Kit
- Decorative Border Tape

APPLIANCES AND LIGHTING

- 8 Cu.Ft Dometic™ Refrigerator with Hardwood Door Inserts
- 3-Burner Cook Top w/Oven
- Microwave/Convection Oven
- Pull Out Sprayer Faucet in Kitchen
- 12 Gal. Water Heater (Gas/Electric DSI)

MIRRORED CLOSET/UTILITY CENTER

- Exterior Lights Switches
- Coat Hooks
- Room for Cleaning Supplies
- Water Heater DSI Switch
- Full System Monitoring Panel
- Master Control Slide Switch

KITCHEN

- **Real Solid Surface Countertops**
- ARMSTRONG™ No-Wax Flooring
- 34" Residential Sized Cabinets
- Toe Kicks (most models)
- Residential Size Sink w/Sink Covers
- 22" Deep Residential Size Drawers
- **Ball Bearing Drawer Guides**
- Custom Crafted Dinette Table and 4 Chairs w/built-in storage
- Storage in Dinette Table AND Chairs
- Large, Deep Pantry
- Pull Out Sprayer Faucet in Kitchen
- Message Center/Letter Holder
- **Fantastic™ Fan w/Rain Sensor**

BATH AREA

- 6'-4" Bath/Bed Ceiling Height Throughout
- Armstrong™ No-Wax Flooring in the Bath
- Porcelain Sink w/Solid Surface Countertop
- Large Mirrored Medicine Cabinet
- Linen Base Cabinet Storage

SHOWER

- Marbelized Look Shower with Oil-Rubbed Bronze Look Fixtures (Flexible Sprayer)
- Elegant Glass Shower Surround
- Domed Skylight Over Shower

COMMODOE ROOM

- Power Roof Ventilation
- Dual 12V Lights with Soft Lighting Lenses
- Porcelain Commode w/Foot Flush
- Recessed Storage Shelf
- Heat Duct AND Air Conditioning Duct
- 110V Outlet for Night Light

OPTIONS:

EXTERIOR

- Aluminum Rims
- Trail-Air Hitch (Isolator C.S.A.)
- Metal Slide Tray
- High Gloss Gel Coat Exterior Glass
- Slide-Topper Awnings
- Electric Rear Stabilizer Jacks
- Dual Pane Windows

INTERIOR

- Countertop Extension (where available)
- Deluxe Pillow Package
- Booth Dinette
- Leather Euro Chair
- 26" LCD Flat Screen TV



Floor Plans



3055RL

Length: 33'- 7"

Dry Weight: 10,450 lbs.

GVWR: 14,000 lbs.

Hitch Weight: 2,060 lbs.

*3100RL

Length: 33'- 7"

Dry Weight: 10,520 lbs.

GVWR: 10,520 lbs.

Hitch Weight: 2,070 lbs.



*3370RL

Length: 36'- 3"

Dry Weight: 10,600 lbs.

GVWR: 14,000 lbs.

Hitch Weight: 1,940 lbs.

3400RL

Length: 36'- 11"

Dry Weight: 10,640 lbs.

GVWR: 14,000 lbs.

Hitch Weight: 1,940 lbs.



**Estimated based on similar models*



3400RE

Length: 36'- 11"

Dry Weight: 10,750 lbs.

GVWR: 14,000 lbs.

Hitch Weight: 1,935 lbs.

3600RL

Length: 38'- 3"

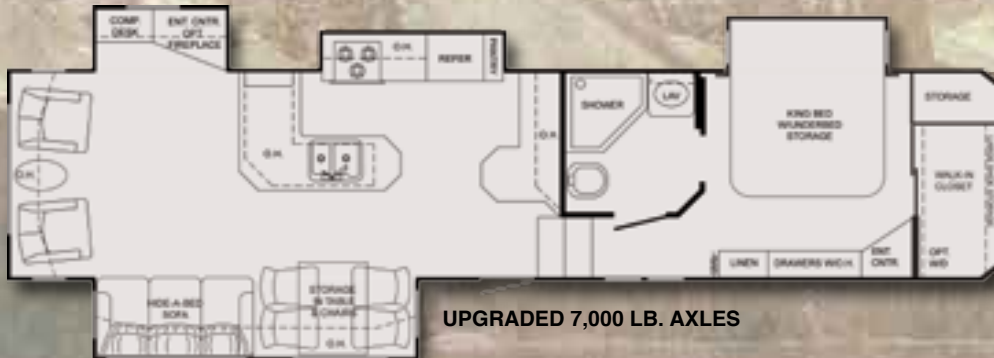
Dry Weight: 11,880 lbs.

GVWR: 16,000 lbs.

Hitch Weight: 1,980 lbs.



UPGRADED 7,000 LB. AXLES



3670RL

Length: 38'- 3"

Dry Weight: 11,900 lbs.

GVWR: 16,000 lbs.

Hitch Weight: 1,990 lbs.

UPGRADED 7,000 LB. AXLES

BIG HORN TYPICAL CAPACITIES:

Fresh Water: 75 gal.

Grey Water: 90 gal.

Black Water: 45 gal.

Water Heater: 12 gal.

A/C: 15,000 BTU

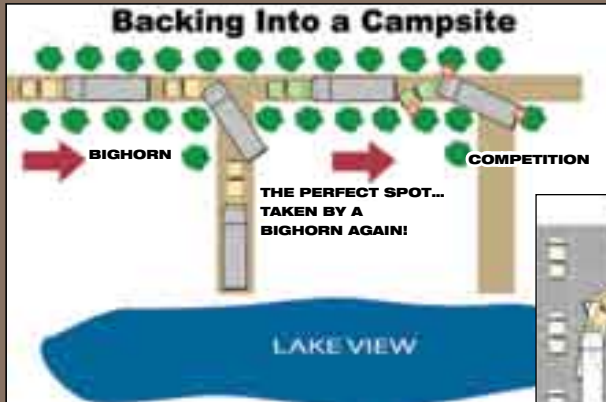
Furnace: 35,000 BTU

LP: Two (2) 30# tanks

Converter: 60 Amp



PATENT-PENDING IMPROVED TURNING RADIUS -



Heartland's improved turning radius design provides up to 30% increased turning capabilities for today's popular short-bed (6'), extended-cab trucks – without the need for an expensive slider hitch! Enjoy the added convenience and safety of knowing you can make tight turns in traffic or at the campground.



Heartland Recreational Vehicles, LLC
 28868 Paul Dr. • Elkhart, IN 46514
 Ph. 574-262-5992
www.HEARTLANDRVs.com

Your Authorized Heartland Dealer:

Only the finest quality products and components qualify to be part of a Heartland Recreational Vehicle. Heartland is proud to partner with the following companies in the production of the Landmark...



Due to our efforts to continuously improve our products, standards, specifications and options are subject to change without notice or obligation to Heartland Recreational Vehicles, LLC. The specifications listed in this brochure start with VIN#5686 (last four digits). To review a current model, visit your nearest Heartland dealer today. 11/06 1.5M SP